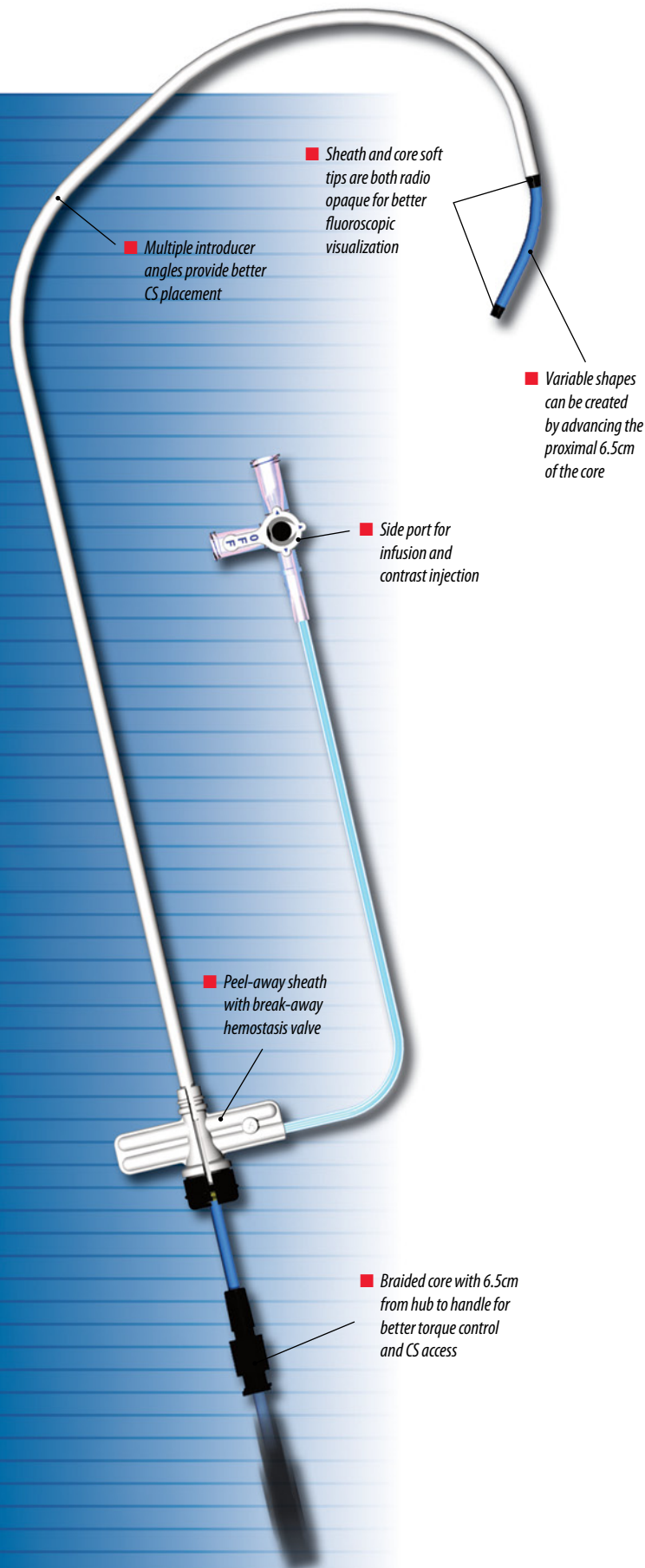


*High-torque, 9 French peel-away
introducer system with radio opaque-
tipped sheath and braided core for
coronary sinus access.*



Features:

- Braided, soft-tipped core for Improved torque control and stability,
- Peel-away sheath with break-away hemostasis valve
- Radio opaque tip marker on sheath and core for improved fluoroscopic visualization
- Multiple angles for CS lead placement
- Side port for "keep open" infusion and contrast injection
- Reduces risk of blood loss and air embolism
- Handles like standard peel-away introducer
- May be left in place during placement of other leads
- Permits lead exchange quickly, without further interventions or "sticks"



SPECIFICATIONS

The SafeSheath® CSG family of splittable-valved, peel-away braided core precision lead delivery systems from Pressure Products is the leader when it comes to all your CS access needs. The braided core provides improved torque control. And now both introducer and core are radio opaque-tipped for better fluoroscopic visualization. Multiple introducer angles and the advancable core improve ease of CS placement.

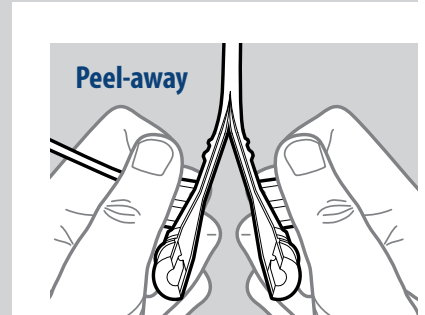
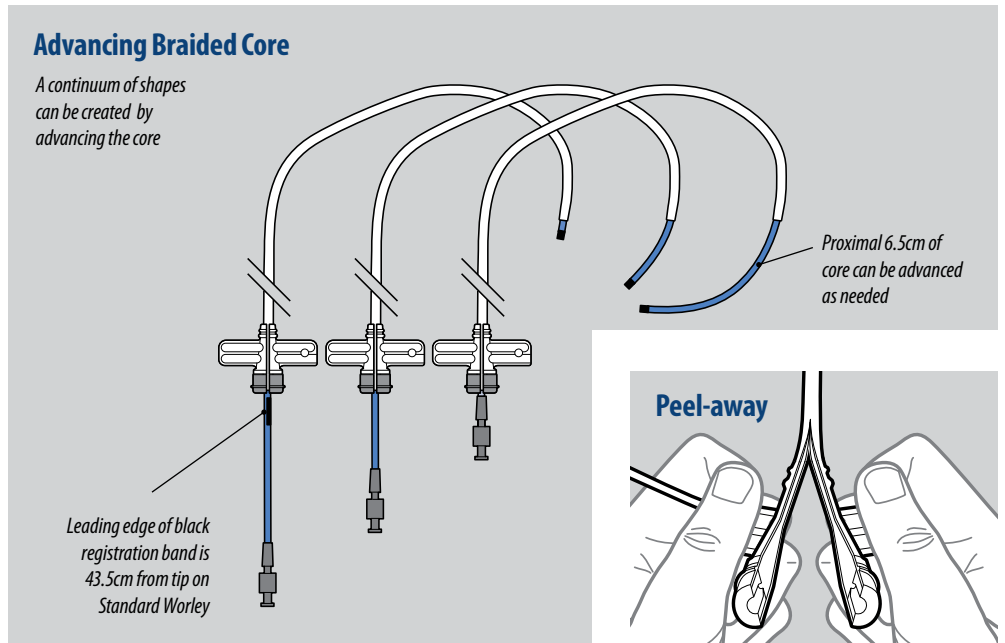
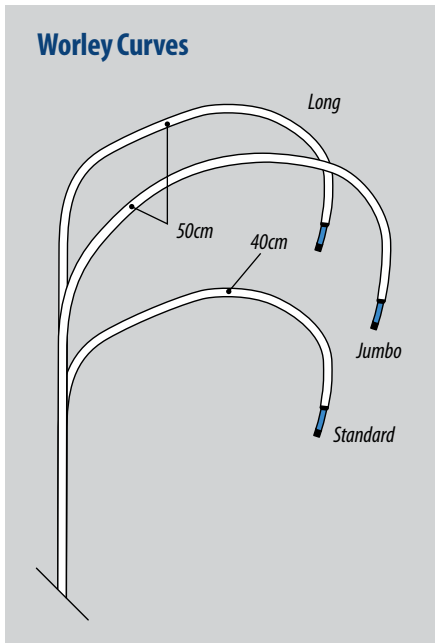
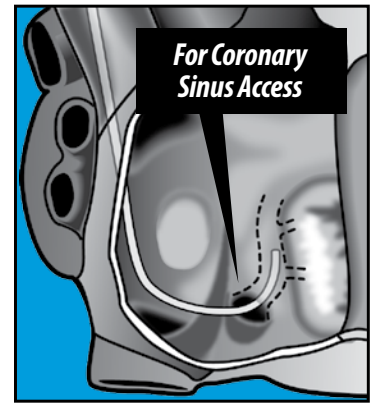
SafeSheath CSG enters the coronary sinus and remains in position during angiography and lead placement, remaining hemostatic during subsequent procedures.

SafeSheath CSG Worley This innovative CSG line incorporates a unique sheath curve. Designed specifically for ventricular resynchronization therapy where the right-sided chamber is significantly dilated, the long gentle throw of the Worley causes its

tip to virtually fall into the coronary sinus OS. Various shapes can be created by advancing the braided core into the sheath, better facilitating CS cannulation.

Made from crush-resistant material, the CSG Worley is available in standard, long and jumbo sizes, enabling access to any anatomy.

All 9 French CSG sheaths can be used as a coronary sinus access platform for our family of CSG Worley Telescoping LV introducers.



Model	Description	Length	Size	Curve	O.D.	I.D.	Tip I.D.
CSG/WORLEY/BCor-1-09	Standard curve, kink-resistant hemostatic sheath system w/side port	40cm	9 French I.D.	Standard	0.157"	0.130"	0.122"
CSG/WORLEY/L/BCor-1-09	Standard curve long, kink-resistant hemostatic sheath system w/side port	50cm	9 French I.D.	Standard	0.157"	0.130"	0.122"
CSG/WORLEY/BCor-2-09	Jumbo curve, kink-resistant hemostatic sheath system w/side port	50cm	9 French I.D.	Jumbo	0.157"	0.130"	0.122"
Each kit includes:	P.T.F.E. Guide Wire	135cm	—	45° angle	0.035"	—	—
	Curved Guiding Core (9F introducers)	—	—	—	0.118"	0.095"	0.092"
	Straight Vessel Dilator	—	—	—	—	—	0.038"
	Transvalvular Insertion Tool (T.V.I.)	1.75"	7 French	—	0.117"	0.097"	—
	Needle	2.75"	18 gauge	—	—	—	—
	Syringe	—	12cc	—	—	—	—

The **SafeSheath CSG Worley** Introducer Systems include sheath, guiding core, vessel dilator, guide wire, T.V.I. (transvalvular insertion tool), needle and syringe. The H. Lee SafeSheath® CSG® splittable hemostatic sheaths are protected by Patent Insurance through 2011. USA Patents 5,125,904, 5,312,355, 5,409,463 and 7,462,184. Canadian Patent 2,112,394. European Patent EP0593685. SafeSheath and CSG are registered trademarks of Pressure Products, Inc.

Pressure Products, Inc.
 Customer Service
 1861 N. Gaffey Street Suite B San Pedro, CA 90731
 (800) 600-4973 (310) 547-4973 Fax (310) 547-4760 www.pressure-products.com



P R O D U C T I O N I N F O R M A T I O N