



# SafeSheath® II Worley Right-sided Access Introducer

## Hemostatic Peel-away Introducer System for Right-sided CS Access

Gains access to the right atrium, for subsequent delivery of catheters into the coronary sinus or pacing leads into the right ventricle, making right-sided LV or RV access as easy as coming from the left.

*with unique curve, ergonomically-designed easy-splitting hub, extruded score line sheath, luer activated infusion side port, and positive-locking dilator*



The SafeSheath® II family of hemostatic introducers continues to revolutionize venous access for device lead placement, setting new standards for performance and features while facilitating better outcomes.

#### FEATURES

- ▶ Curved shape designed specifically for making LV or RV access as easy as approaching from left side
- ▶ Enables access to the right atrium, for subsequent delivery of catheters into the coronary sinus or pacing leads into the right ventricle
- ▶ Virtually no chance of kinking during right-sided access introduction
- ▶ Uniquely shaped distal curve acts as a pivot point for CS access catheter, providing stability and control during lead placement and removal
- ▶ Extruded score line peel-away sheath for clean, even peeling during removal
- ▶ Ergonomic, easy-splitting break-away hub
- ▶ Hemostatic valve with low insertion and withdrawal forces permits multiple lead insertions without further interventions
- ▶ Convenient sideport with three-way stopcock for infusion and contrast injection
- ▶ French size printed on handle and indicated by color-coded introducer cap
- ▶ Elastomer snap-locking dilator connector with French size embossed on handle
- ▶ Reduced risk of blood loss and air embolism

#### PRODUCT DESCRIPTION

The SafeSheath® II family of introducers combines a tear-away sheath and hemostatic valve to reduce back bleeding and the possibility of air embolism.

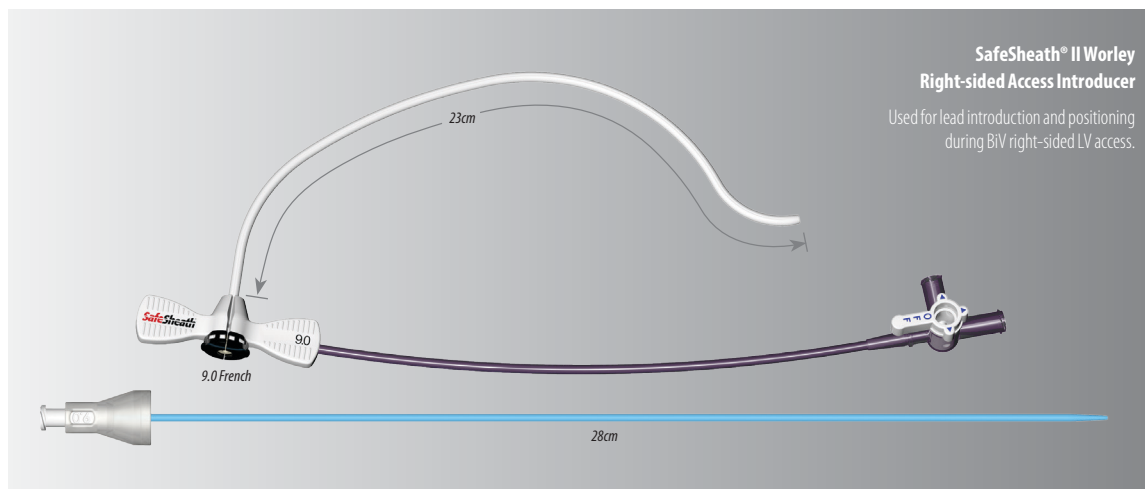
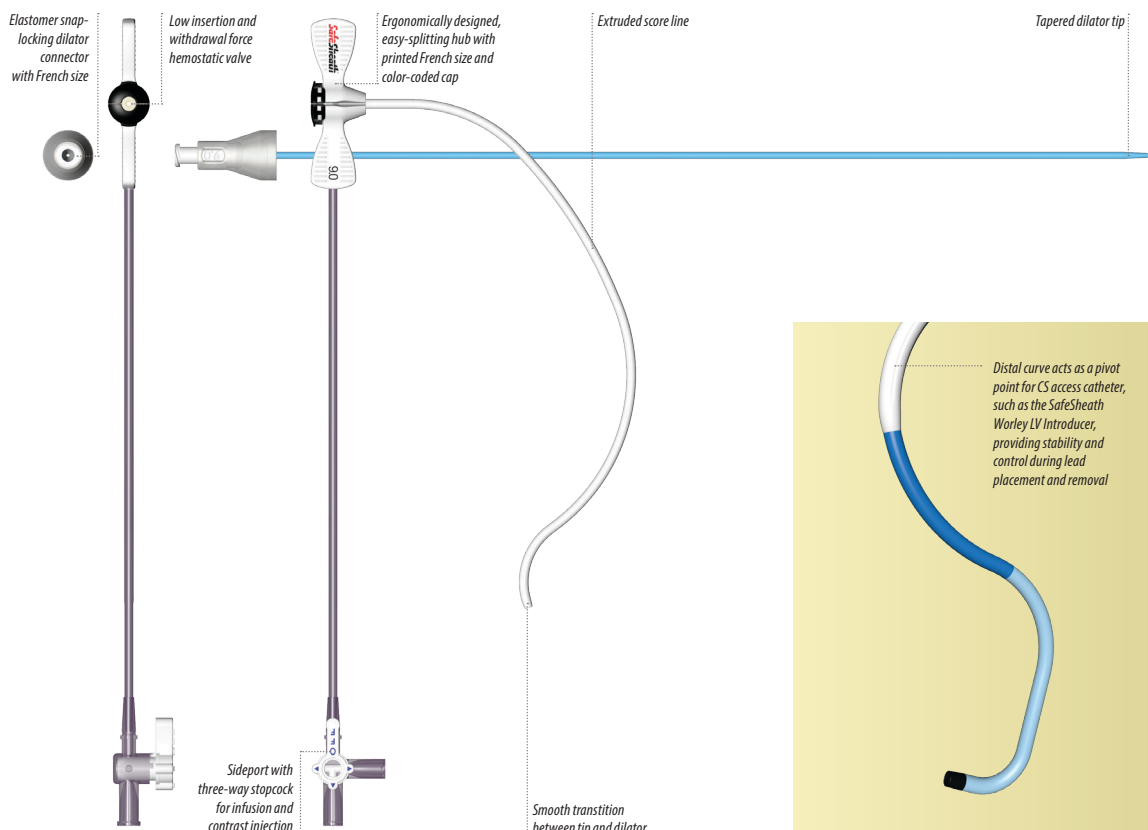
The specially designed shape of the 23cm SafeSheath® II Worley Right-sided Access Introducer makes right-sided LV or RV access as easy as coming from the left, virtually eliminating the kinking that sometimes occurs when approaching from the right side with a straight introducer.

When positioned in the high RA, the unique distal curve provides a convenient pivot point for directing CS access catheters to the coronary sinus, such as the SafeSheath® Worley Telescopic LV introducer system, creating a stable work platform for better control during lead placement, and reduced risk of lead dislodgement during CS catheter removal. The Right-sided introducer is also perfect for placing leads into the right ventricle and right ventricular outflow tract.

The SafeSheath® II Worley Right-sided Access Introducer is a breakthrough technology for left ventricular pacing from the right subclavian and is also an excellent platform for standard RV pacing.

## SafeSheath® II Worley Right-sided Access Introducer

### Hemostatic Peel-away Introducer System for Right-sided CS Access



#### SafeSheath® II Worley Right-sided Access Introducer Tear-away valved hemostatic sheath system w/side port

Model	Size	Hub Color	Length	Dilator Length
SSR9	9.0 French	Black	23cm	28cm

*Guide Wire for SafeSheath® II Worley Right-sided Access Introducer is 50cm long with O.D. of .038"*

*SafeSheath is a registered trademark of Pressure Products Medical Supplies, Inc.*

#### ORDERING INFORMATION

Each SafeSheath® II Worley Right-sided Access Introducer System kit includes:

- ▶ One tear-away sheath w/side port
- ▶ One dilator
- ▶ One 18g needle
- ▶ One 10cc syringe
- ▶ One 50cm guidewire

Five (5) kits per box